

drop

POLYPHONIC DROPTUNE

Owner's Manual

WARRANTY

We at DigiTech® are very proud of our products and back-up each one we sell with the following warranty:

1. Please register online at digitech.com within ten days of purchase to validate this warranty. This warranty is valid only in the United States.
2. DigiTech warrants this product, when purchased new from an authorized U.S. DigiTech dealer and used solely within the U.S., to be free from defects in materials and workmanship under normal use and service. This warranty is valid to the original purchaser only and is non-transferable.
3. DigiTech liability under this warranty is limited to repairing or replacing defective materials that show evidence of defect, provided the product is returned to DigiTech WITH RETURN AUTHORIZATION, where all parts and labor will be covered up to a period of one year. A Return Authorization number may be obtained by contacting DigiTech. The company shall not be liable for any consequential damage as a result of the product's use in any circuit or assembly.
4. Proof-of-purchase is considered to be the responsibility of the consumer. A copy of the original purchase receipt must be provided for any warranty service.
5. DigiTech reserves the right to make changes in design, or make additions to, or improvements upon this product without incurring any obligation to install the same on products previously manufactured.
6. The consumer forfeits the benefits of this warranty if the product's main assembly is opened and tampered with by anyone other than a certified DigiTech technician or, if the product is used with AC voltages outside of the range suggested by the manufacturer.
7. The foregoing is in lieu of all other warranties, expressed or implied, and DigiTech neither assumes nor authorizes any person to assume any obligation or liability in connection with the sale of this product. In no event shall DigiTech or its dealers be liable for special or consequential damages or from any delay in the performance of this warranty due to causes beyond their control.

NOTE: The information contained in this manual is subject to change at any time without notification. Some information contained in this manual may also be inaccurate due to undocumented changes in the product since this version of the manual was completed. The information contained in this version of the owner's manual supersedes all previous versions.

TECHNICAL SUPPORT & SERVICE

If you require technical support, contact DigiTech Technical Support. Be prepared to accurately describe the problem. Know the serial number of your device – this is printed on a sticker attached to the chassis. If you have not already taken the time to register your product, please do so now at digitech.com.

Before you return a product to the factory for service, we recommend you refer to this manual. Make sure you have correctly followed installation steps and operating procedures. For further technical assistance or service, please contact our Technical Support Department at (+82) 1800-6951 or visit digitech.com. If you need to return a product to the factory for service, you **MUST** first contact Technical Support to obtain a Return Authorization Number.

NO RETURNED PRODUCTS WILL BE ACCEPTED AT THE FACTORY WITHOUT A RETURN AUTHORIZATION NUMBER.

Please refer to the Warranty information, which extends to the first end-user. After expiration of the warranty, a reasonable charge will be made for parts, labor, and packing if you choose to use the factory service facility. In all cases, you are responsible for transportation charges to the factory. If the product is still under warranty, DigiTech will pay the return shipping.

Use the original packing material if it is available. Mark the package with the name of the shipper and with these words in red: DELICATE INSTRUMENT, FRAGILE! Insure the package properly. Ship prepaid, not collect. Do not ship parcel post.

INTRODUCTION

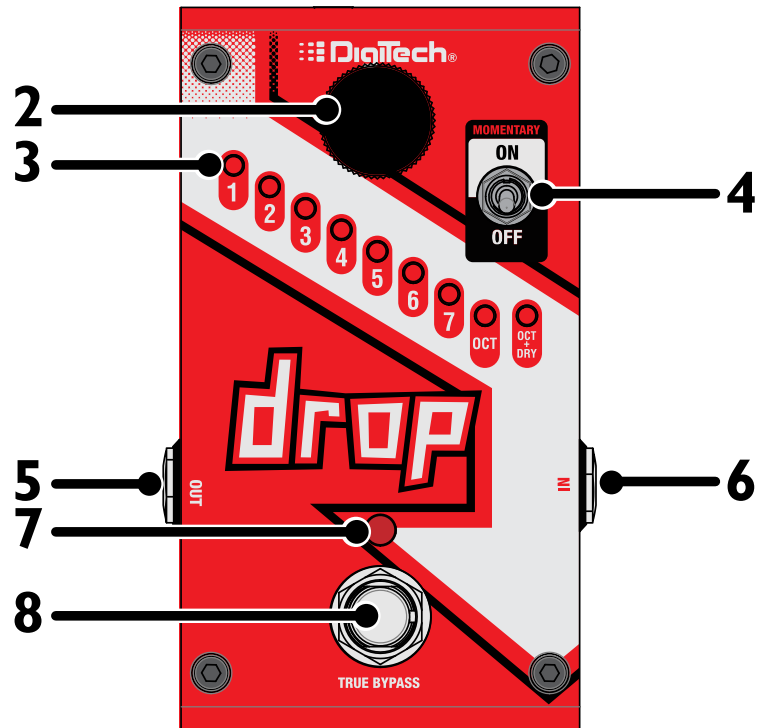
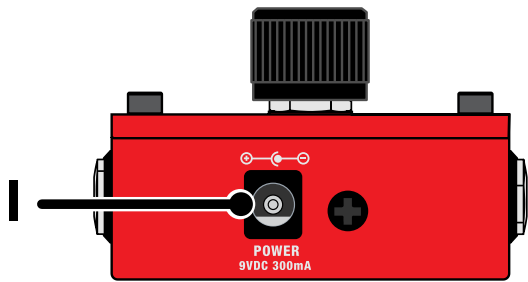
Thanks for choosing the DigiTech® Drop polyphonic pitch shifter pedal. The Drop takes the powerful polyphonic pitch transposing (drop tune) effect from the Whammy™ DT and offers it in a compact, pedalboard-friendly package. Drop offers drop re-tuning of your guitar by transposing your guitar signal down as much as one octave in 1/2 step (1 semitone) intervals.

To use the Drop pedal, enable the effect with the Footswitch (the LED will light when the effect is enabled), turn the Effect Selector knob to select the desired drop tune interval, then set the Momentary switch for the desired operation (see, **“Momentary On/Off Switch” on page 3** for further information on using the Momentary switch).

FEATURES

- 9 Drop Effect Settings
- Momentary On/Off Switch
- True Bypass
- Compact Design
- Solid Construction
- Included Power Adapter

USER INTERFACE



1. Power Connector

Connect the provided power adapter to this jack. Do not use any power adapter other than the one supplied.

2. Effect Selector Knob

Selects which of the Drop effect settings is used when the Drop effect is active.

3. Drop Effect Amount LEDs

Shows which Drop effect has been selected using the Effect Selector knob, settings include:

1 - Transposes guitar signal down 1 semitone.

2 - Transposes guitar signal down 2 semitones.

3 - Transposes guitar signal down 3 semitones.

4 - Transposes guitar signal down 4 semitones.

5 - Transposes guitar signal down 5 semitones.

6 - Transposes guitar signal down 6 semitones.

7 - Transposes guitar signal down 7 semitones.

OCT - Transposes guitar signal down 1 octave.

OCT + DRY - Transposes guitar signal down 1 octave and adds dry signal.

4. **Momentary On/Off Switch**

Selects how the Effect footswitch will operate. Setting this switch to “ON” will cause the Effect footswitch to act as a momentary switch (the effect will be enabled only as long as the Effect footswitch is pressed and held, see below note). Setting this switch to “OFF” will cause the Effect footswitch to act as a standard latching on/off switch (the effect will be toggled on and off with each press of the Effect footswitch).

NOTE: If the Drop effect is enabled (Effect LED on) before setting the Momentary switch to the “ON” position, the Effect footswitch will bypass the Drop effect when pressed and held. If the Drop effect is disabled (Effect LED off) before setting the Momentary switch to the “ON” position, the Effect footswitch will enable the Drop effect when pressed and held.

5. **Output Jack**

Connect this jack to the input of an amp, input of the next pedal on your pedalboard, or the effects return of an amp effects loop.

6. **Input Jack**

Connect your instrument to this jack.

7. **Effect LED**

Shows the on/off status of the Drop effect. This LED lights to indicate the Drop effect is on. When the Drop effect is bypassed, this LED will be off.

8. **Effect Footswitch**

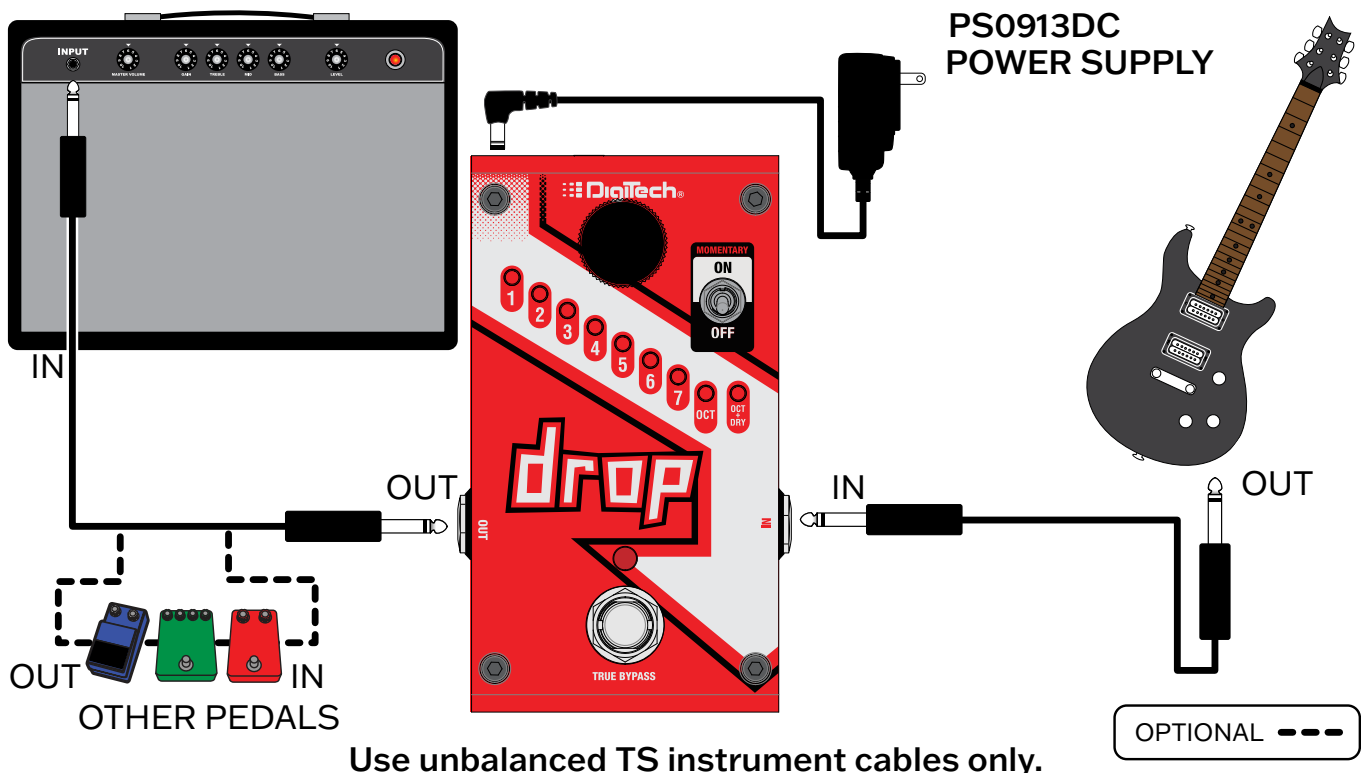
Turns the Drop effect on and off.

MAKING CONNECTIONS/APPLYING POWER

To connect the Drop pedal to your rig:

1. Turn down the amplifier's master volume control.
2. Make all audio connections to the Drop as shown below.
3. Connect the included power supply to the POWER input connector and connect the other end to an available AC outlet.
4. Strum your guitar and gradually increase your amplifier's master volume control until the desired level is achieved.

CONNECTION DIAGRAM



NOTE: The Drop should be the first pedal in your effects chain. Placing any effect in front of it can impact the pitch shifting performance.

SPECIFICATIONS

Electronic

Sample Rate:	44.1 kHz
Frequency Response:	20 Hz-11 kHz (Effect Enabled)
Signal to Noise Ratio:	> -105 dB (A weighted); ref = max level, 22 kHz bandwidth
THD:	0.004% @ 1 kHz; ref = 1 dBu w/ unity gain
A/D/A Conversion:	24-bit

Effect Range

Drop Tune Range:	1-7 Semitones Down, Octave Down, Octave Down + Dry
------------------	--

Input

Input Type:	1/4" Unbalanced TS
Max Input Level:	+5 dBu
Input Impedance:	1 M Ω (Effect Enabled)
Input Impedance:	True Bypass (Effect Off)

Output

Output Type:	1/4" Unbalanced TS
Max Output Level:	+10 dBu
Output Impedance:	1 k Ω (Effect Enabled)
Output Impedance:	True Bypass (Effect Off)

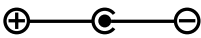
Physical

Dimensions:	4.75" (L) x 2.875" (W) x 1.75" (H)
Weight:	0.36 lbs.

Power

Power Consumption:	2.3 Watts (< 250 mA @ 9VDC)
Power Requirements:	9VDC External Adapter

Recommended Power Adapter

Power Adapter:	PS0913DC-01 (US, JA, EU) PS0913DC-02 (AU, UK) PS0913DC-04 (US, JA, EU, AU, UK)
Polarity:	
Output:	9V DC 1.3 A

Specifications are subject to change without notice.



WEB: digitech.com

SUPPORT: support@digitech.com

Drop Owner's Manual 5049647-C

© 2022 CORTEK Corp. All rights reserved.

DigiTech is a registered trademark of CORTEK Corp.